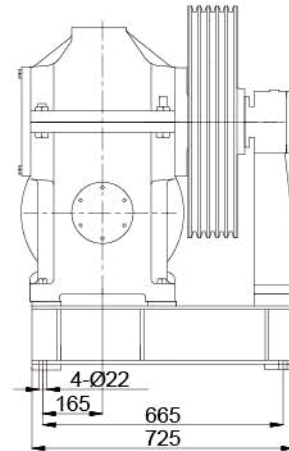
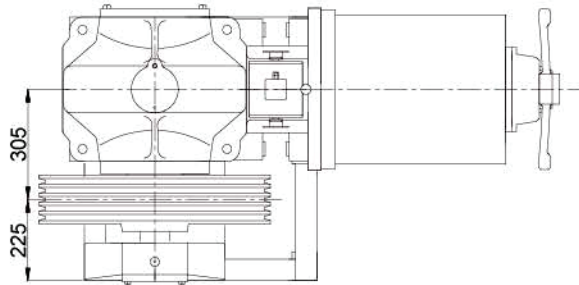

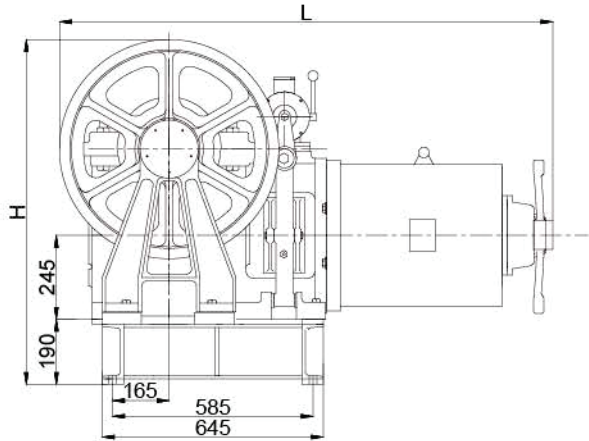


NIM-250-3000VVVF

YJF250-3000 VVVF Traction Machine



Specification

Static Load: 12000kg

Load(kg)			Speed (m/s)	Reduction ratio	Wire Rope (mm)	Main sheave & pitch (mm)	Motor Specification					Brake Voltage (V)		Weight (kg)	Machine Dimension (mm)	
Roping							Motor model	Power (kw)	Pole	Rpm	Currents (A)	Open	Keep		H	L
1:1	2:1	4:1														
1500			1	63:2	φ 16*6	φ 640-20	YTVF 180L-6	15	6P	960	29.6	110	80	1010	1007	1560
	3000		0.5	63:2	φ 13*6	φ 640-20										
1600			1	63:2	φ 13*6	φ 640-20		19			40					
	3200		0.5	63:2	φ 13*6	φ 640-20										
	3000		1.0	51:2	φ 16*6	φ 640-25	YTVF 225S-4	30	4P	1480	57	1110				
1500			2.0	51:2	φ 16*6	φ 640-25										
	6000		0.5	51:2	φ 16*6	φ 640-25										